

Sound Kit for Bowser 21 pin locos

#691-1227 C430, #691-1228 C636

Remove body. Photo shows the jumper circuit board. Remove by prying straight up. Do not bend pins.







Photo shows jumper board removed
Also note the Speaker Socket



Press Sound module in place



Solder wires to speaker.
place speaker on frame and enclosure
on top. Fasten with screws in the corners



Final steps.
Plug in speaker
Reassemble Body to Chassis